



Getting Started

Your Personal Statement

Post-it Note Method

You will need:

- Three different coloured post-it notes
- Something to write with
- Clear flat surface (kitchen table or wall works well)



Experience

Skill

Subject

1

2

3

Step 1: Experience

Subject: History



Visit
museums



Young
Carer



In Hockey
team



Step 2: Skills

Subject: History

Understanding

Research

Visit museums

Confidence

Team work

Resilience

Young Carer



In Hockey team

Time management

Step 3: Relevance

Subject: History

Understanding

Research

Interested in studying Scottish Industrial revolution

Career goal:
History Teacher

Confidence

Visit museums

Engage in group projects & peer learning

Team work

Resilience

Young Carer

In Hockey team

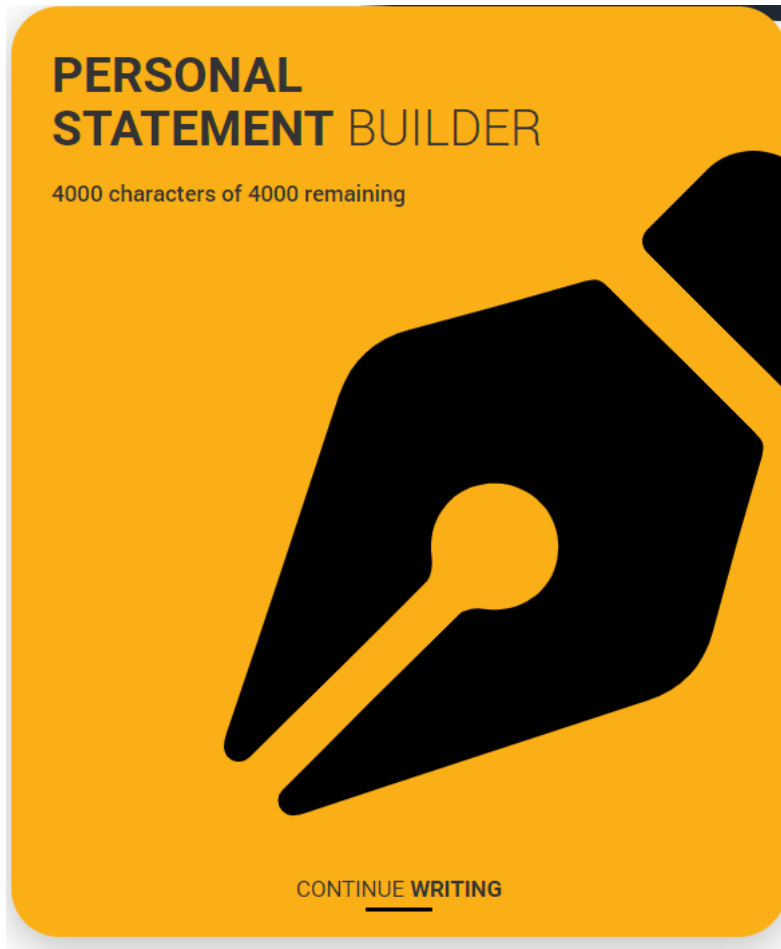
Time management



Things to remember

- If you don't have post-its, use paper and 3 coloured pens
- Save your notes! Take a pic on your phone to look back at later.
- Nothing is right or wrong at this stage, editing comes later...
- Check skills experience on MyWoW.
- **JUST GET STARTED!**

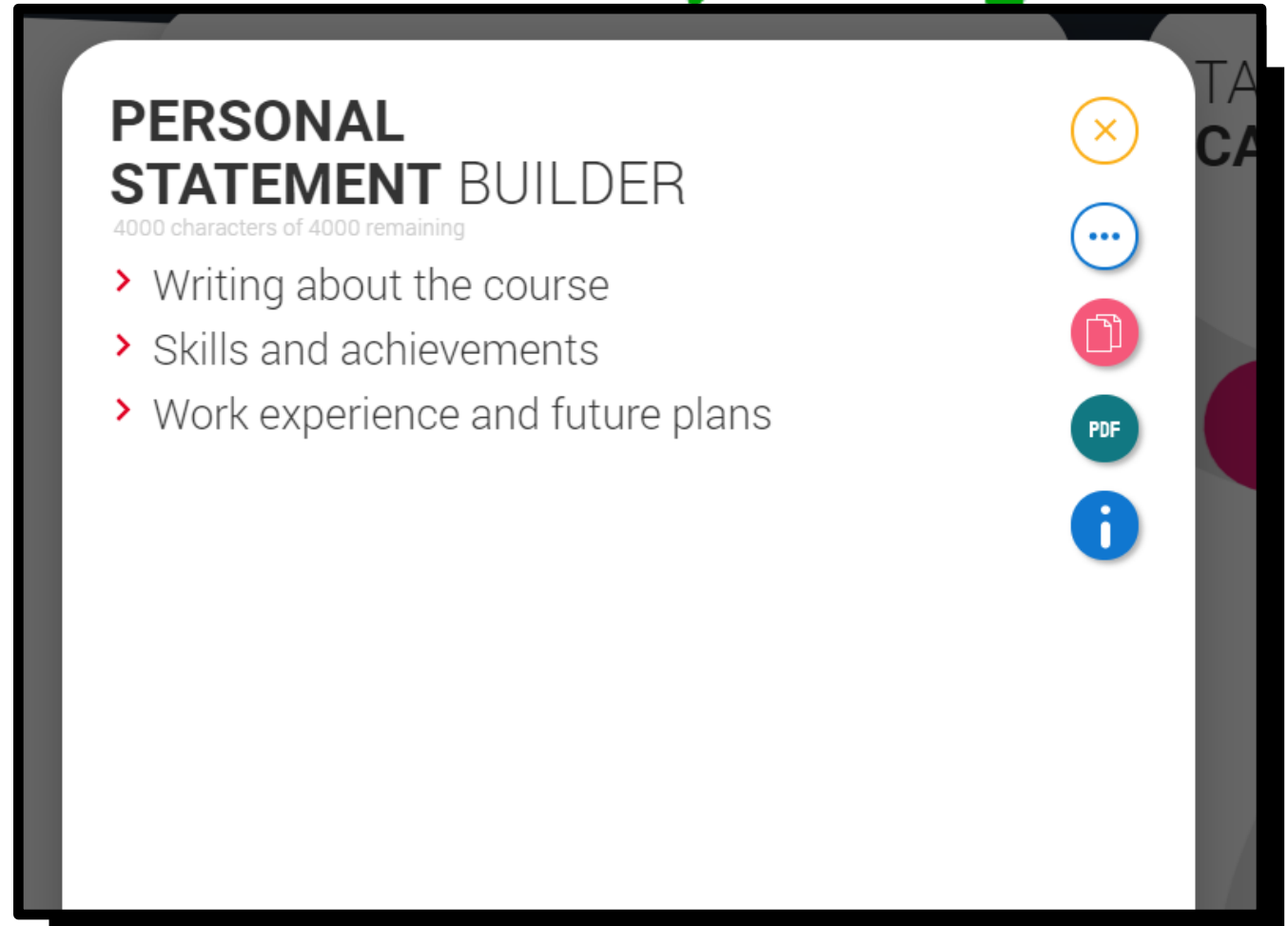
UCAS: Personal Statement Builder



- Log-in to UCAS Hub
- Scroll down to Personal Statement builder tile
- Click Continue writing....

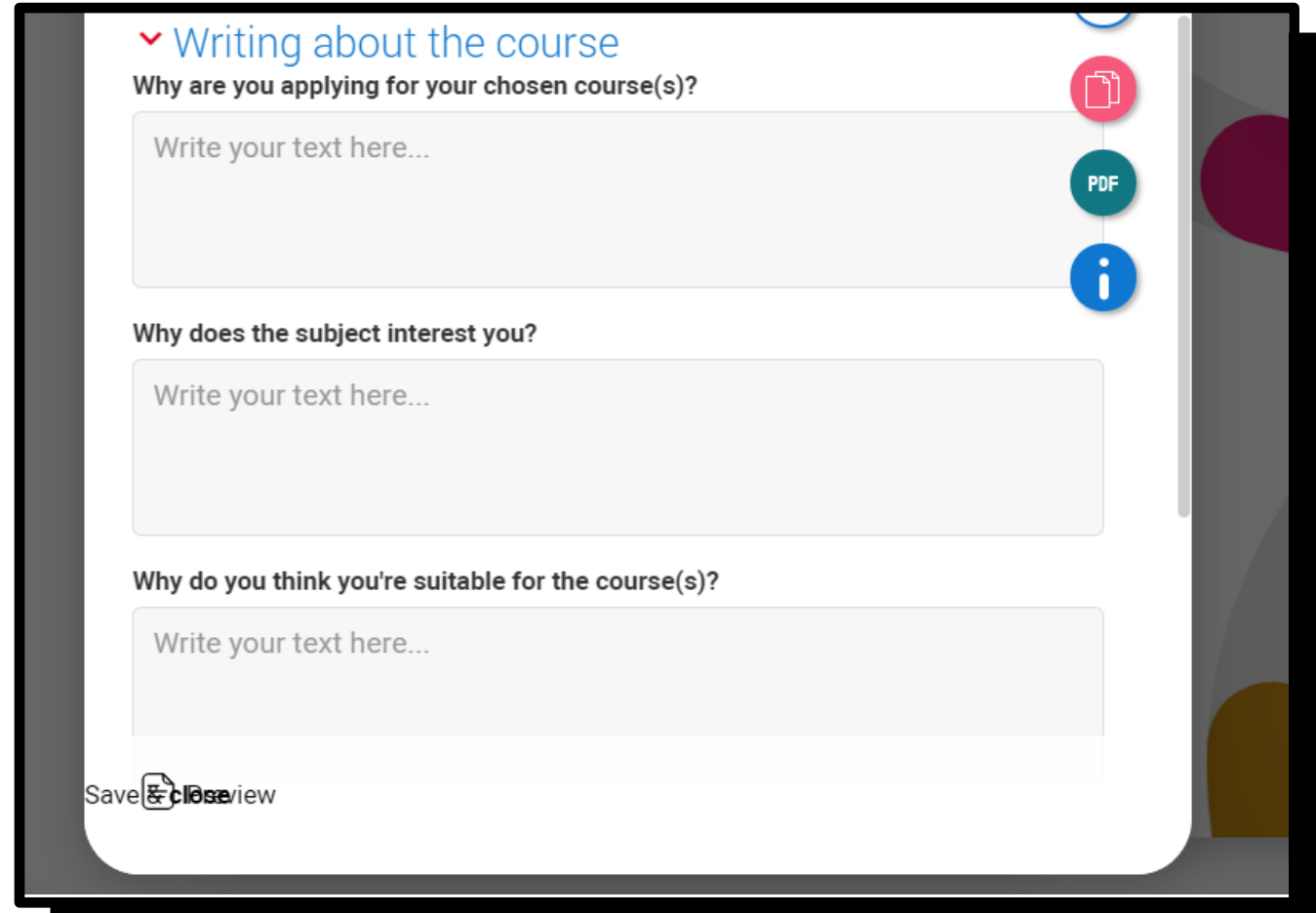
Tools

1. Exit: close menu
2. Clear Data: Start again
3. Copy to Clipboard: Copy all text to word document (editable)
4. Download a PDF file of your statement so far (non-editable)
5. Info: UCAS Personal Statement guide



Content

- Why are you applying for your chosen course?
- Why does the subject interest you?
- Why do you think you're suitable for the course?
- Do your current or previous studies relate to the course?



Writing about the course

Why are you applying for your chosen course(s)?

Write your text here...

Why does the subject interest you?

Write your text here...

Why do you think you're suitable for the course(s)?

Write your text here...

Save & Close view

The screenshot shows a digital form with three text input areas. On the right side, there are three circular icons: a red one with a document icon, a teal one with 'PDF', and a blue one with an information 'i' icon. At the bottom left, there are buttons for 'Save & Close' and 'view'.

Content

- List these skills here and any supporting evidence to back up why you are so excited about the courses you have chosen.
- Include any other achievements you're proud of, positions of responsibility in and out of school, and attributes that make you interesting.

Writing about the course

▼ Skills and achievements

Universities like to know the skills you have that will help you on the course, or generally with life at university. List these skills here and any supporting evidence to back up why you are so excited about the courses you have chosen.

Write your text here...

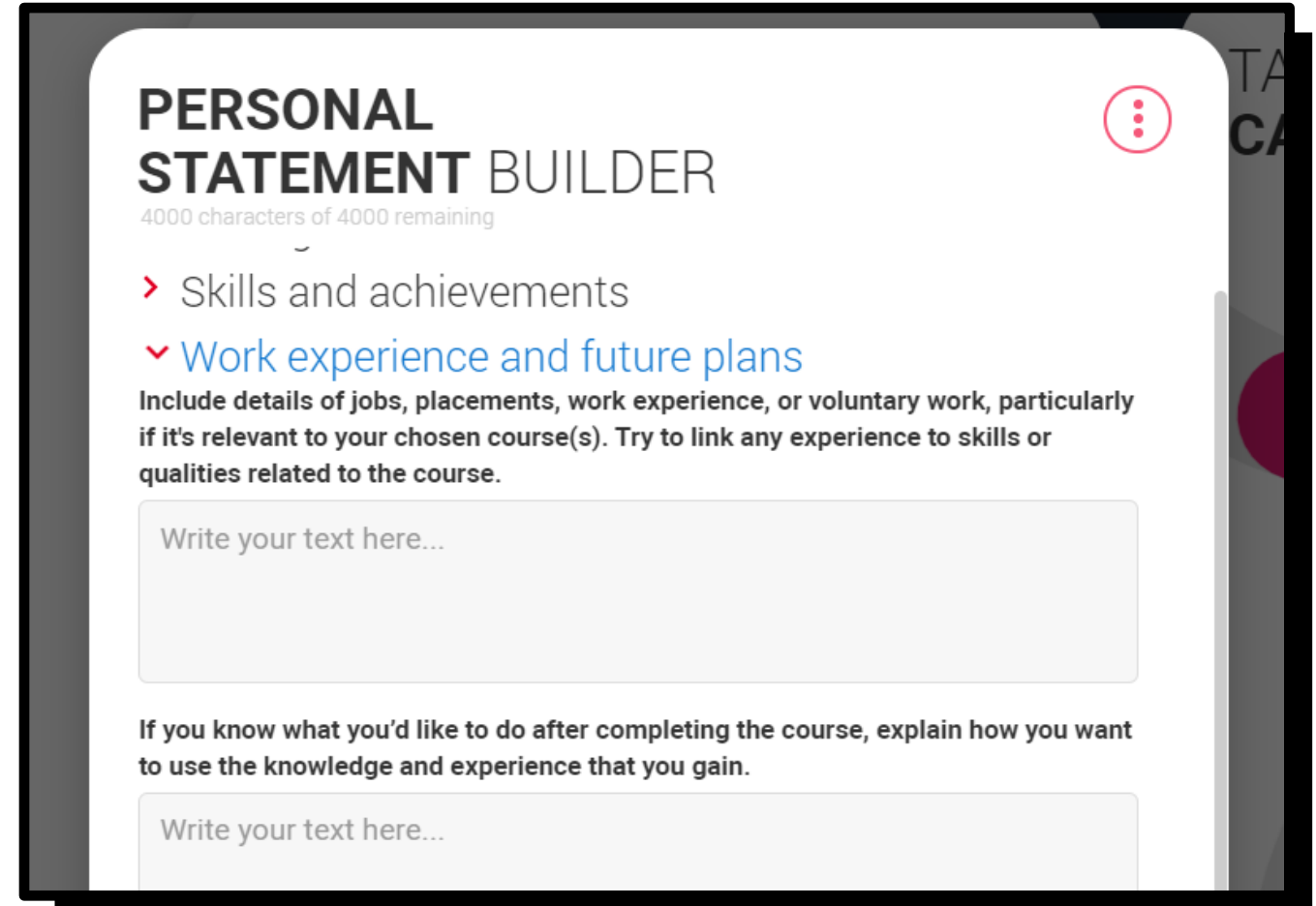
Include any other achievements you're proud of, positions of responsibility that you hold or have held both in and out of school, and attributes that make you interesting, special, or unique.

Write your text here...

Save & close view experience and future plans

Content

- Include details of jobs, placements, work experience or voluntary work. Try to link any experience to skills or qualities related to the course.
- If you know what you'd like to do after completing the course, explain how you want to use the knowledge and experience that you gain.



PERSONAL STATEMENT BUILDER ⓘ

4000 characters of 4000 remaining

- > Skills and achievements
- ▼ **Work experience and future plans**

Include details of jobs, placements, work experience, or voluntary work, particularly if it's relevant to your chosen course(s). Try to link any experience to skills or qualities related to the course.

Write your text here...

If you know what you'd like to do after completing the course, explain how you want to use the knowledge and experience that you gain.

Write your text here...

Things to remember

- **Keep an eye on the character count at top.**
- **Remember to click Save!**
- **Either copy to a document or download PDF**
 - **Editing & Structure**
 - **Proof-reading**
 - **Re-editing**
- **Use these questions as prompts to get you started!**

UCAS

Personal statement

Visited open day where I met current students.
Want to become a history teacher.

History can inform understanding of the present day.
Enjoy research/ investigating

A grade in Higher History, doing Advanced higher history this year.

I have played in the school hockey team since S1. I have developed my team working skills and have demonstrated leadership in playing the position of captain for the last season.

Completed LIFT OFF Learning Skills course in S5, which gave me insight into the skills required for learning in Higher Education. This shows my dedication to continuing my studies and has prepared me for undertaking a History degree.

After school I volunteer at the International women's centre where I have undertaken Paired Reading activities to help children become more confident readers and communicators.

I would like to go on to become a History teacher after completing my studies.